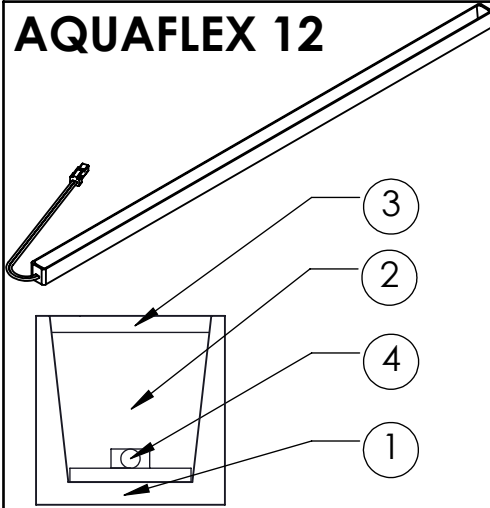


AQUAFLEX 12



List of luminaire components

No	Code	Comment
1	ENCAP-AF12-BASE	Termoconductive white base
2	ENCAP-AF12-RESIN1	Polyurethane Resin: Transparent Soft
3	ENCAP-AF12-RESIN2	Polyurethane Resin: Opal Soft
4	LF06S-W3F-840	Osram 8mm flexible led stripe
5a	IP67-CB2P-0,3M	Male connector with cable
5b	CABLE-2P-1	Cable with free end in white silicone insulation
6	IP67-CB2P-0,3F	Female connector with cable
7	MC-AF12-HOR	Mounting bracket
8	EC-AF12	End cup
9	LC-AF12	Linear connector
10	ENCAP-PISTOL	Encapsulation Pistol

1


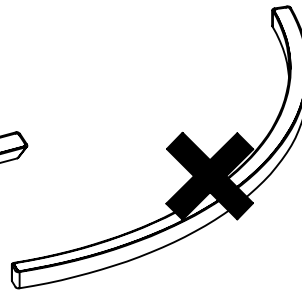

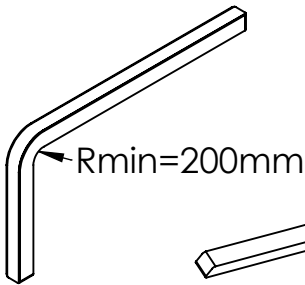


DO NOT BEND MORE THAT R=200mm

DO NOT BEND HORIZONTALLY



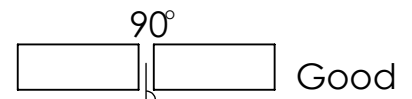

DO NOT TWIST

ONLY BEND VERTICALLY



2


AQUAFLEX CAN BE CUT INTO SHORTER STRECHES.

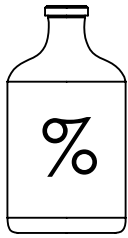
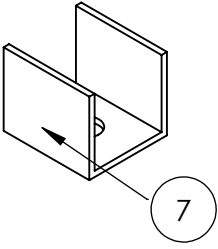
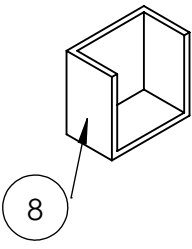
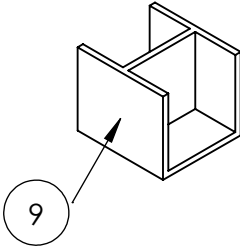


Aquaflex can be only cut with a upholstery knife under the right angle.

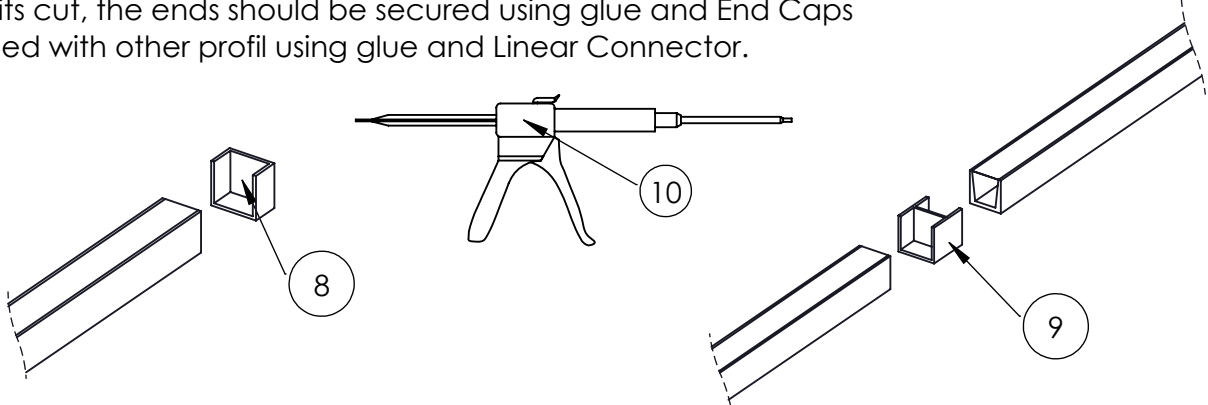
3

The cut is possible in indicated point on the thermoconductive side every 500mm.

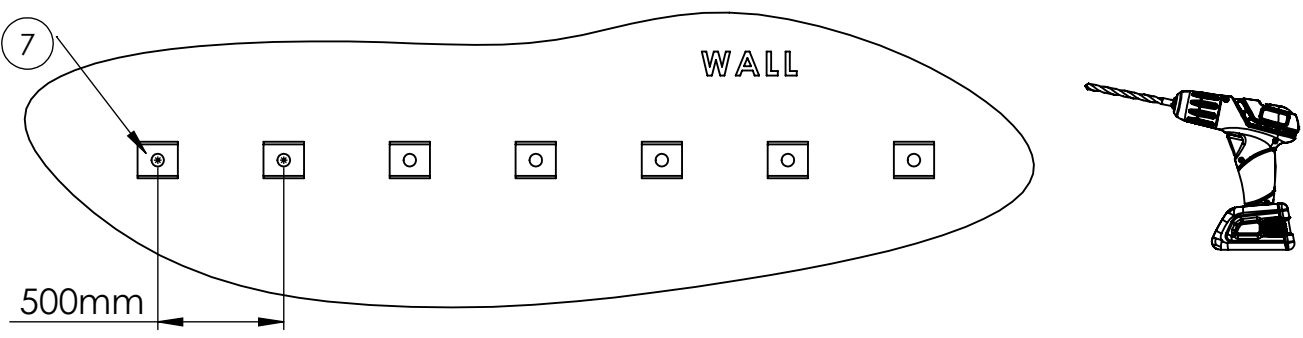


<p>4 CLEANING</p>  <p>Use cleaning agents to degrease the surface and eliminate dust.</p>	<p>5 MOUNTING PARTS</p> <p>Aluminum Mounting Bracket</p>  <p>Termoconductive White End Cup and Linear Connector</p>  
---	---

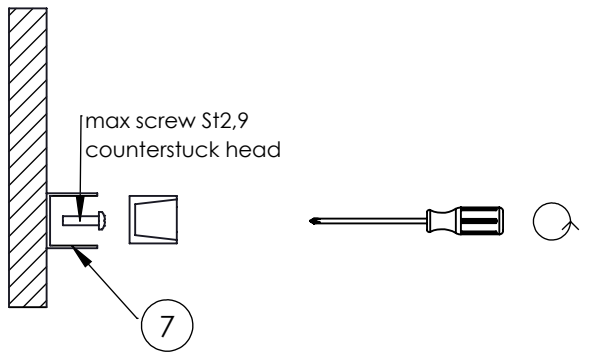
6 Once its cut, the ends should be secured using glue and End Caps or joined with other profil using glue and Linear Connector.



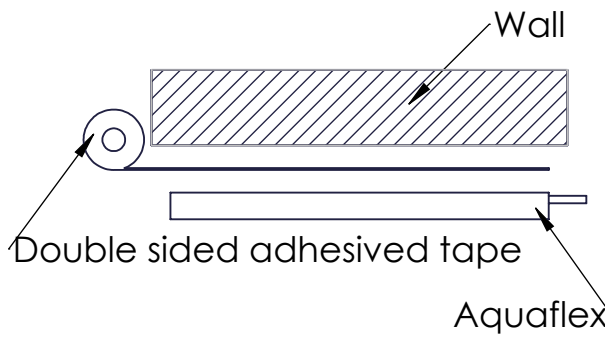
7 Aquaflex can be attached using Mounting Brackets but the distance between the next Mounting Brackets must be below 500mm.



8 Aquaflex can be wall mounted using the Mounting Bracket .



9 Aquaflex can be fixed to the wall using a strong adhesive tape only.



10 CONNECT POWER CABLE

CLOSE

connector IP67

OPEN

11 LINEAR CONNECTION

female/male connector

Power supply 24V DC

12 Aquaflex12 is available with different cable lengths 2x0,5mm² free end in white silicone insulation.

brown + (24V)

blue - (24V)

power supply 24V DC SELV

Attention:
Product can be installed by a qualified electrical only.

13 Aquaflex can be fitted into aluminum profiles such as SL15 where the aluminum profile allows for stable fixation.

Aquaflex12

SL15




Warning: The safety of Aquaflex is guaranteed only if the instructions are followed correctly. Please read them and keep these for future maintenance work.

It's absolutely necessary to disconnect the mains supply before installing, inspecting, maintaining or cleaning the lighting.



Only qualified professional personnel with appropriate specialist qualifications may install and maintain the product in accordance with the latest electrical and safety regulations.

International safety regulations specify how to install and operate luminaires. The manufacturer is not liable for damages caused by misuse or installation.



The maximum allowable temperature of the luminaire must not exceed 60°C. Temperature exceeding 60°C reduces the service life and increases the risk of early damage.

Installation in protective gloves protects sensitive surfaces from fingerprints.

The transport and storage of the luminaire must be in the original packaging.



The user must ensure that the appropriate power supply unit provides the following protection and safety features:

- Short-circuit protection
- Protection against overcharging
- Protection against overheating
- 24V DC SELV
- The power supply requires IP67 class if it/s mounted outside along with the Aquaflex

During installation, the tolerance resulting from linear expansion up to 5 mm by 5 meters of aquaflex length. There are several ways to assemble:

- It is preferable to mount with mounting brackets.
- Optional two-sided thermo conductive tape.
- Quick fixing with glue on the back side is possible but not advisable.
- For improved stability aquaflex is able to insert into other aluminum profiles : SLW15, ALU-SWISS20, DPLS, PL55, SLW20, PLS30, SPL35, PL35, PLW80, SPLW80, SPLW116, PLW116, RSLW20, RPL35, RPLS30, DPL55, RPLW80, ALU-CEILING, SLW20B, PL35D, PL35S, ALU-TRAIANGLE.

Area for application of the AQUAFLEX:
accent illumination in architectural illumination, exhibition lighting, stairway illumination, illumination for bars, shipbuilding, and many more illumination for outdoor.